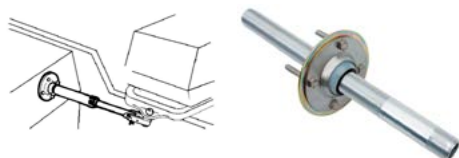
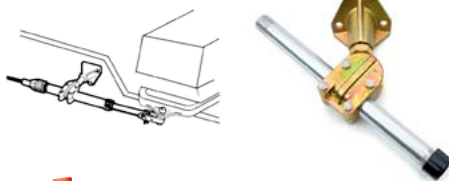


S40 - Splashwell mounting
Seawater corrosion resistant



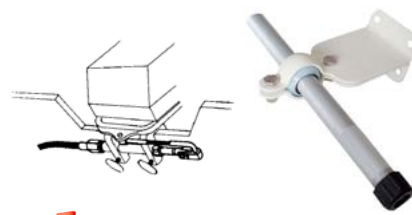
4343640 Splashwell mounting

S39 - Transom support
with joint made in die cast aluminium and stainless steel.




4343639 Transom support

S61 - Transom support
Varnished steel transom support mounting.



4343661 Transom support

S55 - Bracket



4343655 Bracket

Spare tube
Stainless steel



4343665
threaded end for support S39.



4343668
threaded tube for support S40/S55



Spare tube
Aluminium



4343666
Spare tube for support S39.



4343667
Spare threaded tube for support S39



4343669
Nylon nut for transom support tube




Plate

Transom protection pad complete with support tube transom mount, made in black varnished anodized aluminium. Dims. 208x115 mm.

4343670 Plate



4343671 Only transom pad.



Complete link arm
with ball joint

4343673
for Johnson-Evinrude motors



4343674
adjustable for all engines



Only support tube transom mount

to be fixed to the transom or the plate 4343670/1



4343672 support with tube

Steel eye terminal

Stainless, threaded 10 MA to change cables with threaded end to eye terminal.



4343280 Steel eye terminal

Ball joint

stainless steel thread M10.



4343744 Ball joint

Plate

for Yamaha - Mariner



4343678 Plate

A75 - Clevis
TM48-M55



4343775 Clevis

A73 Complete link arm

Mercury - Mariner - Yamaha - Suzuki
Tohatsu - Force for M55.



4343773 Complete link arm

A74

Complete link arm Johnson - Evinrude for M55.



4343774 Complete link arm